




INFOTRACK INTEGRATION WITH ONEPRACTICE



Here at OneLaw we aim to provide solutions for your law firm that are efficient and accurate. OneLaw's integration with InfoTrack helps firms recover regular disbursements and avoid duplication with searches across the PPSR, Companies Office, LINZ and more that directly link to matters in OnePractice.

At OneLaw, we understand the importance of recovering all disbursements on a matter, no matter how small. We wanted to make it as simple as possible for searches to be linked to everyday workflow in OnePractice. The integration between OneLaw and InfoTrack does just that.

InfoTrack is the only integrated search provider in New Zealand which provides searching for property titles and related information from Land Information New Zealand, Land Information Memorandum, PPSR and Companies Office all in one place.

When the integration between OnePractice and InfoTrack is enabled, authors will have the ability to complete searches with the document and fee directly linked back to a matter.

### Key functionality:

- + Search multiple platforms in one system
- + Effective collection of disbursements
- + Simple and intuitive search engine



billing, saving practitioners valuable time and money.

InfoTrack's clever integration with OneLaw reduces the need for repeat data entry, bringing simplicity and ease to matters, and making your firm more efficient and productive."

- InfoTrack

## SOFTWARE DEMO

You can see a full demonstration of OneLaw's integration with InfoTrack [here](#).

If you have any questions or would like to request a demo of our OnePractice and InfoTrack integration, get in contact with us [here](#).

The integration between OnePractice and Infotrack forms a search process as follows:

1. Within your chosen matter, click the binoculars icon that reads Info Search or alternatively right click on the matter in your Recently Used bar and click Info Search.
2. This will open which will open the InfoTrack search engine in your default internet browser. Select which type of search you require and complete searches
3. The documents and disbursements will automatically load back into your chosen matter in OnePractice directly from InfoTrack
4. You will be notified of the document arriving into OnePractice by a new task in your taskbar.

"InfoTrack's intuitive online system is designed for lawyers and conveyancers to order, save and distribute searches and related services swiftly. Costs are immediately captured and available for



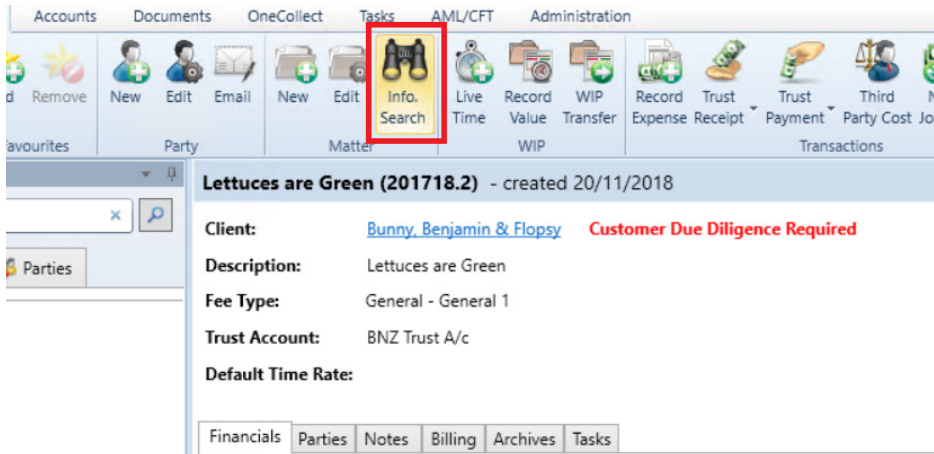


Fig 1.

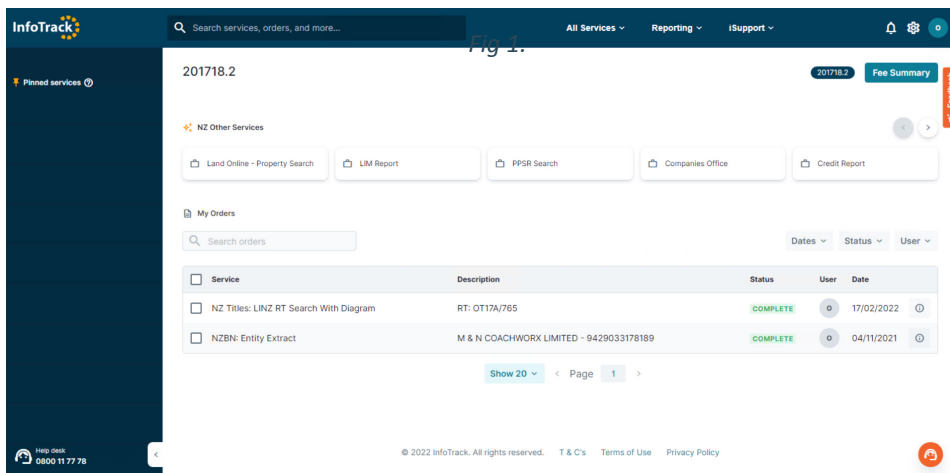


Fig 2.

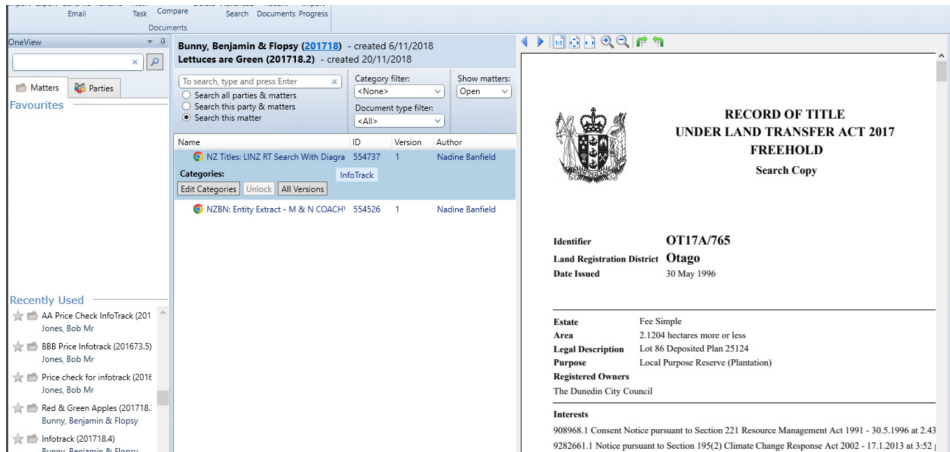


Fig 3.

FIGURE 1

Accessing InfoTrack within a matter with one click on the Info. Search button (in the home tab). Or alternatively right click on the matter in your "Favourites" or "Recently Used" and selecting Information Search in the drop menu.

FIGURE 3

Results will then display in the Documents tab of a matter and the disbursements will be recorded in the Financial tab.

FIGURE 2

InfoTrack's search engine will open up in your browser with the matter number (top left corner) and the options for searching. Duplicates can be avoided this way by seeing what searches have already been completed for the particular matter.